







DEVICES ALLOWED , NOT ALLOWED  or  RESTRICTED
ON LIFTS AND AT WINTER PARK RESORT

This list is subject to change at any time, USFS will be notified accordingly.

Revised 10/10/16

- From the *Colorado Ski Safety Act*: Prior to using any lift, you must have the knowledge and ability to load, ride and unload safely.
- From the *Your Responsibility Code*: Always use devices to help prevent runaway equipment.
- Sliding devices on the mountain must have metal edges.
- NO motorized, electric assist or powered devices allowed.

 ALLOWED

SNOWBOARDS	
	 ALLOWED Allowed with retention device (Colorado Law). Must have metal edges.
SKIS	
	 ALLOWED Allowed with retention device. Must have metal edges.
TELEMARK, AT & RANDONEE SKIS	
	<ul style="list-style-type: none">• Allowed but must have metal edges and retention device (including those with quick release tele-bindings).  ALLOWED

MONOSKIS




Allowed with retention device.

SNOWBLADES



Allowed with retention device.

ADAPTIVE EQUIPMENT



Adaptive equipment allowed limited to: Mono-ski, dual-ski, bi-ski, slider, outriggers, tethers and ski tip and tail retention type devices.

Any other devices must be approved by senior management for the National Sports Center for the Disabled and/or for Winter Park Resort.

RESTRICTED ACCESS

SKIBIKES - WITH PEGS OR FOOT SKIS

(Snowbike/bicycle conversion see separate section)



 **RESTRICTED**



- Bikes must have metal edges.
- Bike must have 2 or 3 skis.
- Must be designed to load lift w/o slowing or stopping.
- Recommended to use on high-speed detachable lifts only.
- Only 1-rider per bike.
- Bikes must be able to fall over if separated from rider or have leash.
- NOT recommended in terrain parks.

SNOWDECKS

 **RESTRICTED**



- ONLY allowed on Chairlift if snowdeck has metal edges & retention device.
- Recommended to use on high speed detachable lifts only.
- Other types of snowdecks can be used @ WP Base Bouncer Terrain Park.

TRIKES (TRIKKE AND STAND-UP SKI BIKE)



 **RESTRICTED**

- Bikes must have metal edges.
- Must be designed to load lift w/o slowing or stopping.
- Recommended to use on high-speed detachable lifts only
- Only 1-rider per bike.
- Bikes must have leash or be able to fall over if separated from rider.
- NOT recommended in terrain parks.

SNOWSHOES



 **RESTRICTED**

- Generally not allowed on chairlifts. Allowed if with WP Tour Center on Gemini chairlift.
- Allowed along sides of terrain when terrain is open to the public.

SNOWSKATES



 **RESTRICTED**

May only be used @ WP Base within Bouncer Terrain Park.

 **NOT ALLOWED**

Not allowed anywhere else at Resort.

TUBES



RESTRICTED to rental at
the Coca Cola® Tubing



NOT ALLOWED anywhere else
at Resort

SLEDS/DISCS



RESTRICTED
May only be used within
WP base snow play area



NOT ALLOWED
anywhere else at Resort

CROSS COUNTRY SKIS WITHOUT METAL EDGES



RESTRICTED

Not allowed on chairlifts.

Not recommended for
downhill skiing.

✘ NOT ALLOWED

BOOT SKIS



✘ NOT ALLOWED

SNOWBIKES - BICYCLE CONVERSION



✘ NOT ALLOWED

- Not allowed including in Terrain Parks or on Mountain
- Bikes not allowed to have gears / chain / wheels / tires or crank assembly

FAT BIKES



✘ NOT ALLOWED
Except on roadways
and in parking lots.

AIRBOARD



 NOT ALLOWED

BODYSLED



 NOT ALLOWED

GHOSKY



 NOT ALLOWED

PLASTIC SNOWBOARDS



 NOT ALLOWED

Cheap, plastic snowboards or skis that do not have metal edges are NOT ALLOWED on the mountain.

TOBOGGANS



 NOT ALLOWED

SNOWSCOOTERS



 NOT ALLOWED

TANDEM



 NOT ALLOWED

Multiple people not allowed on a single set of equipment. Each person must have their own equipment.