



DEVICES ALLOWED NOT ALLOWED


or RESTRICTED


ON LIFTS AND AT WINTER PARK RESORT

This list is subject to change at any time Revised 10/10/15

- From the *Colorado Ski Safety Act*: Prior to using any lift, you must have the knowledge and ability to load, ride and unload safely.
- From the *Your Responsibility Code*: Always use devices to help prevent runaway equipment.
- Sliding devices on the mountain must have metal edges.
- NO motorized, electric assist or powered devices allowed.

ALLOWED

SNOWBOARDS	
	<input checked="" type="checkbox"/> ALLOWED Allowed with retention device (Colorado Law). Must have metal edges.

SKIS	
	<input checked="" type="checkbox"/> ALLOWED Allowed with retention device. Must have metal edges.

TELEMARK, AT & RANDONEE SKIS	
	<ul style="list-style-type: none">• Allowed but must have metal edges and retention device (including those with quick release tele-bindings). <input checked="" type="checkbox"/> ALLOWED

MONOSKIS




Allowed with retention device.

SNOWBLADES




Allowed with retention device.

ADAPTIVE EQUIPMENT



Adaptive equipment allowed limited to: Mono-ski, dual-ski, bi-ski, slider, outriggers, tethers and ski tip and tail retention type devices.



Any other devices must be approved by senior management for the National Sports Center for the Disabled and/or for Winter Park Resort.

RESTRICTED ACCESS

SKIBIKES - with pegs or foot skis

(Snowbike/bicycle conversion see separate section)



RESTRICTED



- Bikes must have metal edges.
- Bike must have 2 or 3 skis.
- Must be designed to load lift w/o slowing or stopping.
- Recommended to use on high-speed detachable lifts only.
- Only 1-rider per bike.
- Bikes must be able to fall over if separated from rider or have leash.
- NOT recommended in terrain parks.

SNOWDECKS



RESTRICTED



- ONLY allowed on Chairlift if snowdeck has metal edges & retention device.
- Recommended to use on high speed detachable lifts only.
- Other types of snowdecks can be used @ WP Base Bouncer Terrain Park.

TRIKES (Trikke and stand-up ski bike)



RESTRICTED

- Bikes must have metal edges.
- Must be designed to load lift w/o slowing or stopping.
- Recommended to use on high-speed detachable lifts only
- Only 1-rider per bike.
- Bikes must have leash or be able to fall over if separated from rider.
- NOT recommended in terrain parks.

SNOWSHOES



RESTRICTED

- Generally not allowed on chairlifts. Allowed if with WP Tour Center on Gemini chairlift.
- Allowed along sides of terrain when terrain is open to the public.

SNOWSKATES



RESTRICTED



NOT ALLOWED

May only be used @ WP Base within Bouncer Terrain Park.

anywhere else at Resort

TUBES



RESTRICTED to rental
at the Coca Cola® Tubing

NOT ALLOWED
anywhere else at Resort

SLEDS/DISCS



RESTRICTED
May only be used
within WP base
snow play area

NOT ALLOWED
anywhere else at
Resort

NOT ALLOWED

BOOT SKIS



NOT ALLOWED

SNOWBIKES - bicycle conversion




 NOT ALLOWED

- Not allowed including in Terrain Parks or on Mountain
- Bikes not allowed to have gears / chain / wheels / tires or crank assembly

FAT BIKES



 NOT ALLOWED
Except on roadways
and in parking lots.

AIRBOARD



 NOT ALLOWED

BODYSLED



 NOT ALLOWED

GHOSKY



 NOT ALLOWED

PLASTIC SNOWBOARDS



 NOT ALLOWED

Cheap, plastic snowboards or skis that do not have metal edges are NOT ALLOWED on the mountain.

TOBOGGANS



 NOT ALLOWED

SNOWSCOOTERS



 NOT ALLOWED

CROSS COUNTRY SKIS



 NOT ALLOWED

Cross country
skis without
metal edges not
allowed.

TANDEM



 NOT ALLOWED

Multiple people not
allowed on a single
set of equipment.
Each person must
have their own
equipment.